

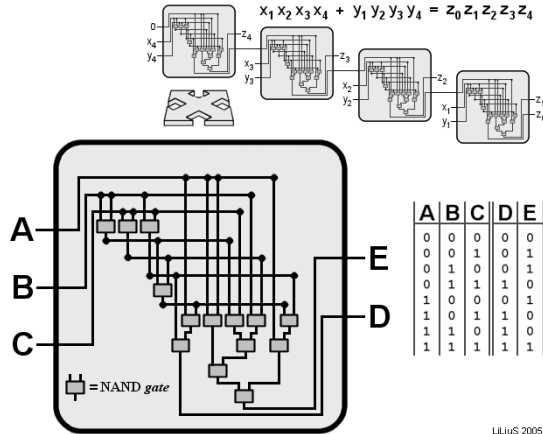
Optimal Controlled Phasegates for Trapped Neutral Atoms at the Quantum Speed Limit

Michael Goerz

May 31, 2011

Prologue: Quantum Computation

Classical Computing: 4-Bit Full Adder



Lilius 2005

from: http://de.wikipedia.org/w/index.php?title=Datei:4Bit_Add.png

Inside the CPU:

■ Bits:

- $0 \hat{=}$ low voltage
- $1 \hat{=}$ high voltage

■ Calculations:

logical **functions**
of bits



mapped to electronic **gates**

- Gates combine to more complex gates
- Gates can be decomposed into NAND-gates

A Single Qubit

Definition of a Single Qubit

$$|\Psi\rangle_{1q} = \alpha_0 |0\rangle + \alpha_1 |1\rangle$$

with

$$|\alpha_0|^2 + |\alpha_1|^2 = 1$$

Vector Representation

$$|0\rangle = \begin{pmatrix} 1 \\ 0 \end{pmatrix}$$

$$|1\rangle = \begin{pmatrix} 0 \\ 1 \end{pmatrix}$$

$$|\Psi\rangle_{1q} = \begin{pmatrix} \alpha_0 \\ \alpha_1 \end{pmatrix}$$

Two Qubits

Definition of a Two-Qubit System

$$|\Psi\rangle_{2q} = \alpha_{00} |00\rangle + \alpha_{01} |01\rangle + \alpha_{10} |10\rangle + \alpha_{11} |11\rangle$$

with

$$|00\rangle \equiv |0\rangle \otimes |0\rangle$$

$$|01\rangle \equiv |0\rangle \otimes |1\rangle$$

$$|10\rangle \equiv |1\rangle \otimes |0\rangle$$

$$|11\rangle \equiv |1\rangle \otimes |1\rangle$$

In general, $|\Psi\rangle_{2q}$ can be entangled, i.e. it cannot be written as a product state

$$\left(\alpha_0^{(1)} |0\rangle + \alpha_1^{(1)} |1\rangle\right) \otimes \left(\alpha_0^{(2)} |0\rangle + \alpha_1^{(2)} |1\rangle\right)$$

Vector Representation

$$|00\rangle = \begin{pmatrix} 1 \\ 0 \\ 0 \\ 0 \end{pmatrix} \quad |01\rangle = \begin{pmatrix} 0 \\ 1 \\ 0 \\ 0 \end{pmatrix} \quad |10\rangle = \begin{pmatrix} 0 \\ 0 \\ 1 \\ 0 \end{pmatrix} \quad |11\rangle = \begin{pmatrix} 0 \\ 0 \\ 0 \\ 1 \end{pmatrix} \quad |\Psi\rangle_{1q} = \begin{pmatrix} \alpha_{00} \\ \alpha_{10} \\ \alpha_{01} \\ \alpha_{11} \end{pmatrix}$$

One and Two Qubit Gates

1 Qubit Gate: Hadamard

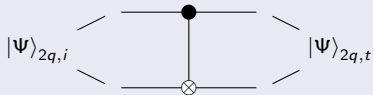
$$|\Psi\rangle_{1q,i} \xrightarrow{H} |\Psi\rangle_{1q,t}$$

$$|\Psi\rangle_{1q,i} \text{ --- } \boxed{H} \text{ --- } |\Psi\rangle_{1q,t}$$

$$\frac{1}{\sqrt{2}} \begin{pmatrix} 1 & 1 \\ 1 & -1 \end{pmatrix} |\Psi\rangle_{1q,i} = |\Psi\rangle_{1q,t}$$

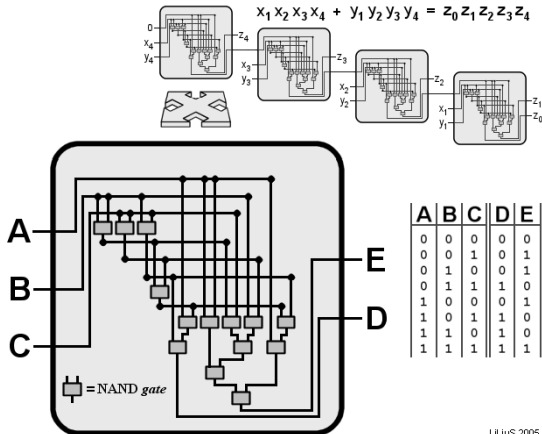
2 Qubit Gate: CNOT

$$|\Psi\rangle_{2q,i} \xrightarrow{CNOT} |\Psi\rangle_{2q,t}$$



$$\begin{pmatrix} 1 & 0 & 0 & 0 \\ 0 & 1 & 0 & 0 \\ 0 & 0 & 0 & 1 \\ 0 & 0 & 1 & 0 \end{pmatrix} |\Psi\rangle_{2q,i} = |\Psi\rangle_{2q,t}$$

Quantum Circuits



from: http://de.wikipedia.org/w/index.php?title=Datei:4Bit_Add.png

Inside the CPU:

■ Bits:

- $0 \hat{=}$ low voltage
- $1 \hat{=}$ high voltage

■ Calculations:

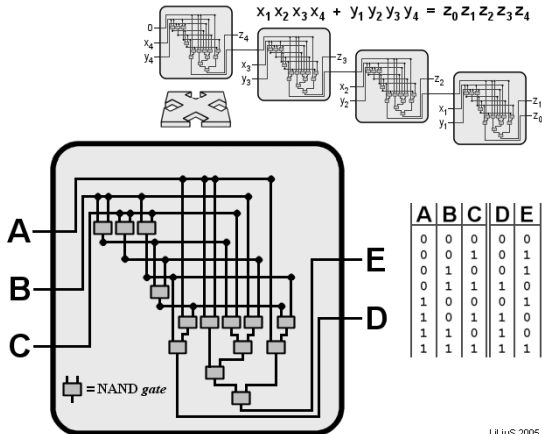
logical **functions**
of bits



mapped to electronic **gates**

- Gates combine to more complex gates
- Gates can be decomposed into NAND-gates

Quantum Circuits



from http://de.wikipedia.org/w/index.php?title=Datei:4Bit_Add.png

Quantum Computation:

■ Qubits:

- Eigenstates $|0\rangle, |1\rangle$
- Superposition states
 $|\Psi\rangle = \alpha_0 |0\rangle + \alpha_1 |1\rangle$

■ Calculations:

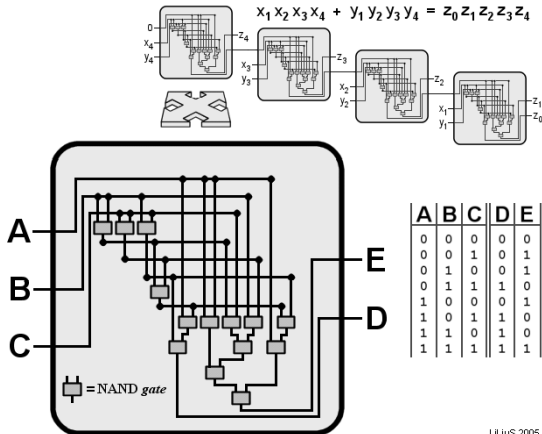
logical **functions**
of bits



mapped to electronic **gates**

- Gates combine to more complex gates
- Gates can be decomposed into NAND-gates

Quantum Circuits



from: http://de.wikipedia.org/w/index.php?title=Datei:4Bit_Add.png

Quantum Computation:

■ Qubits:

- Eigenstates $|0\rangle, |1\rangle$
- Superposition states
 $|\psi\rangle = \alpha_0 |0\rangle + \alpha_1 |1\rangle$

■ Calculations:

unitary transformations
of qubits
↓
mapped to quantum gates

Quantum Circuits

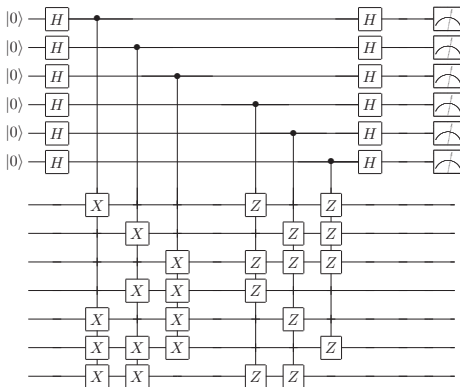


Figure 10.16. Quantum circuit for measuring the generators of the Steane code, to give the error syndrome. The top six qubits are the ancilla used for the measurement, and the bottom seven are the code qubits.

from: Nielsen, Chuang: Quantum Information and Quantum Computation

Quantum Computation:

■ Qubits:

- Eigenstates $|0\rangle, |1\rangle$
- Superposition states
 $|\Psi\rangle = \alpha_0 |0\rangle + \alpha_1 |1\rangle$

■ Calculations:

unitary transformations
of qubits
↓
mapped to quantum gates

- Gates combine to more complex gates
- Gates can be decomposed into single-qubit and CNOT

Quantum Circuits

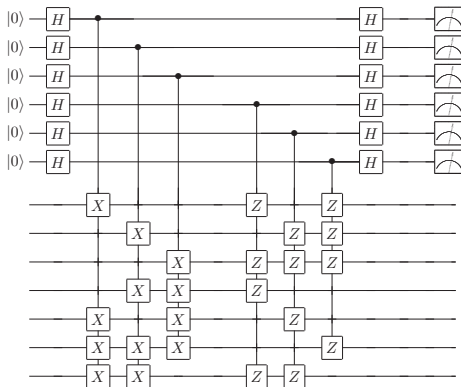


Figure 10.16. Quantum circuit for measuring the generators of the Steane code, to give the error syndrome. The top six qubits are the ancilla used for the measurement, and the bottom seven are the code qubits.

from: Nielsen, Chuang: Quantum Information and Quantum Computation

A few explicit points:

- **Universal Gate Theorem:**
only single-qubit gates and (two-qubit) CNOT.
- Restrictions on quantum circuit due to unitarity
- Power of quantum computing:
Quantum Parallelism
- But: complex wavefunctions cannot be measured
→ Clever algorithms like Shor-algorithm for prime decompositions
- General problem:
Decoherence

Quantum Computation with Ultracold Trapped Atoms

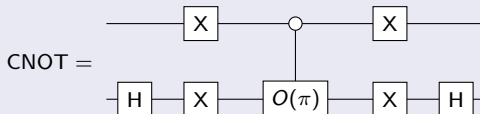
Implement a Controlled Phasegate on Calcium Atoms

The Controlled Phasegate

Controlled Phasegate

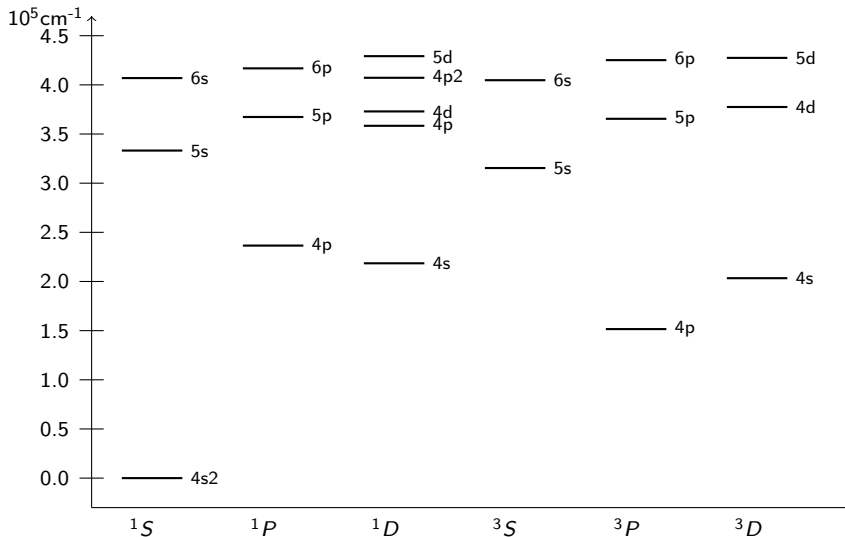
$$\hat{O}(\chi) = \text{CPHASE}(\chi) = \begin{pmatrix} e^{i\chi} & 0 & 0 & 0 \\ 0 & 1 & 0 & 0 \\ 0 & 0 & 1 & 0 \\ 0 & 0 & 0 & 1 \end{pmatrix}$$

Controlled-Not

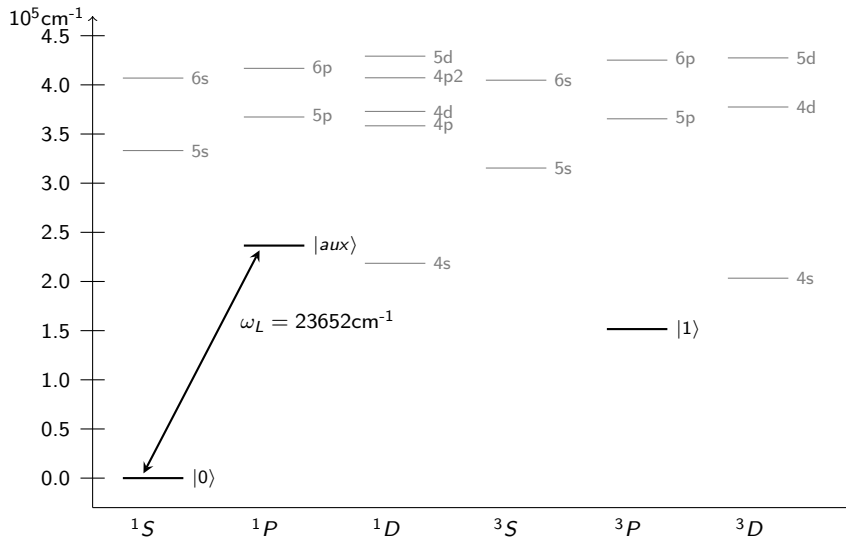


- CPHASE(π) equivalent to CNOT \Rightarrow Universal Quantum Computing
- CPHASE is used in Quantum Fourier Transform

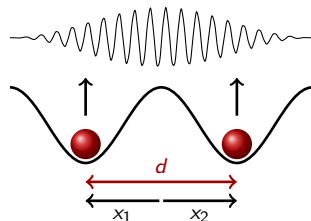
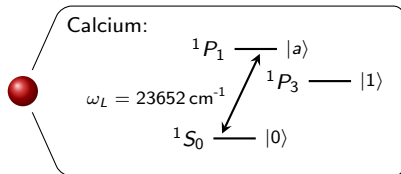
Calcium Term Scheme – Qubit Encoding



Calcium Term Scheme – Qubit Encoding



Two-Qubit Gates on Trapped Neutral Atoms



- Low-Lying states in Alkaline-Earth atoms or Rydberg states
- Atoms in optical lattice or optical tweezers

The Objective

Problem

- QC with atomic collisions: adiabaticity \Rightarrow slow.
- Strong interaction \Rightarrow fast gates?
 - only if ignoring motion.

Quantum Speed limit

- QSL: What is the maximum speed at which a quantum system can evolve?
- What limits on the **gate duration** can we find through optimization?
- How do gate durations depend on the **interaction strength**?

The Objective

Problem

- QC with atomic collisions: adiabaticity \Rightarrow slow.
- Strong interaction \Rightarrow fast gates?
 - only if ignoring motion.

Quantum Speed limit

- QSL: What is the maximum speed at which a quantum system can evolve?
- What limits on the **gate duration** can we find through optimization?
- How do gate durations depend on the **interaction strength**?

Outline

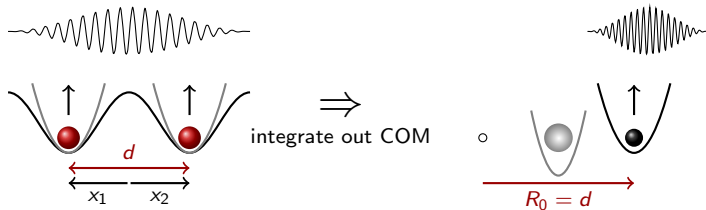
arXiv:1103.6050

- Describe the system including the motional degree of freedom.
- Optimize for varying times / interaction strengths:
 - I Two Calcium atoms at fixed distance (fixed interaction):
vary T
 - II For fixed T , two atoms with “artificial” dipole-dipole interaction
 $V(R) = -C_3/R^3$:
vary C_3

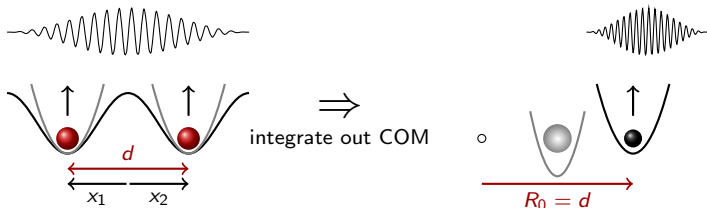
Theoretical Model and Optimization Method

Two-Qubit-Hamiltonian, Optimization with Krotov

System Hamiltonian

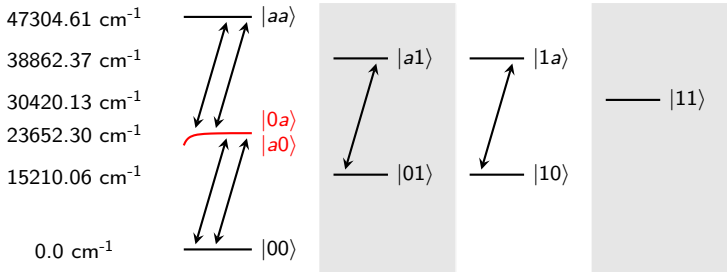
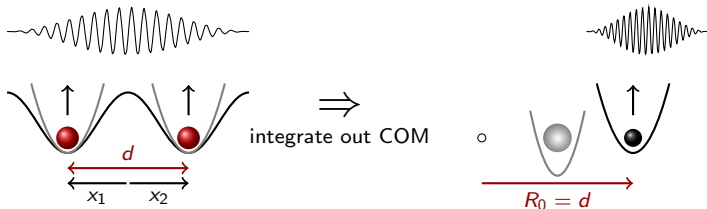


System Hamiltonian



$$\begin{aligned}
 \hat{H} &= \left(\hat{H}_{1q} \otimes \mathbb{1}_{1q} + \mathbb{1}_{1q} \otimes \hat{H}_{1q} \right) \otimes \mathbb{1}_R + \mathbb{1}_{1q} \otimes \mathbb{1}_{1q} \otimes \hat{H}_{\text{trap}} + \hat{H}_{\text{int}} \\
 &= \sum_{i,k} |ik\rangle\langle ik| \otimes \left[\hat{\mathbf{T}} + \hat{\mathbf{V}}_{\text{trap}}(R) + \hat{\mathbf{V}}_{\text{BO}}^{ik}(R) + \hat{\mathbf{E}}_{ik} \right] + \\
 &\quad + \epsilon(t) \sum_{i \neq j, k} [|ik\rangle\langle jk| + |ki\rangle\langle kj|] \otimes \hat{\boldsymbol{\mu}}_{ij}
 \end{aligned}$$

System Hamiltonian



The Logical Subspace

Full System Hamiltonian

$$\hat{H} = \left(\hat{H}_{1q} \otimes \mathbb{1}_{1q} + \mathbb{1}_{1q} \otimes \hat{H}_{1q} \right) \otimes \mathbb{1}_R + \mathbb{1}_{1q} \otimes \mathbb{1}_{1q} \otimes \hat{H}_{\text{trap}} + \hat{H}_{\text{int}}$$

- Dimension of \hat{H} : $3 \times 3 \times N_R$
- Dimension of \hat{O} : 4

\Rightarrow *How does that work...?*

The Logical Subspace

Full System Hamiltonian

$$\hat{H} = \left(\hat{H}_{1q} \otimes \mathbb{1}_{1q} + \mathbb{1}_{1q} \otimes \hat{H}_{1q} \right) \otimes \mathbb{1}_R + \mathbb{1}_{1q} \otimes \mathbb{1}_{1q} \otimes \hat{H}_{\text{trap}} + \hat{H}_{\text{int}}$$

- Dimension of \hat{H} : $3 \times 3 \times N_R$
- Dimension of \hat{O} : 4

⇒ *How does that work...?*

- 4 initial states: $|ij\varphi_0\rangle = |ij\rangle \otimes |\varphi_0\rangle$, $i, j = 0, 1$
with $\varphi_0(R)$ the vibrational ground state of the harmonic trap.
- After pulse: projection onto logical subspace
 - There should be no population left in the auxiliary electronic states
 - The vibrational state after the pulse should again be $|\varphi_0(R)\rangle$ (up to a phase factor)

The Logical Subspace

Full System Hamiltonian

$$\hat{H} = \left(\hat{H}_{1q} \otimes \mathbb{1}_{1q} + \mathbb{1}_{1q} \otimes \hat{H}_{1q} \right) \otimes \mathbb{1}_R + \mathbb{1}_{1q} \otimes \mathbb{1}_{1q} \otimes \hat{H}_{\text{trap}} + \hat{H}_{\text{int}}$$

- Dimension of \hat{H} : $3 \times 3 \times N_R$
- Dimension of \hat{O} : 4

⇒ *How does that work...?*

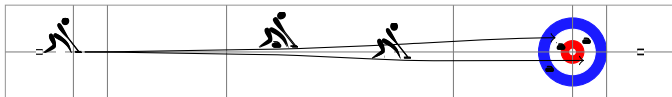
- 4 initial states: $|ij\varphi_0\rangle = |ij\rangle \otimes |\varphi_0\rangle$, $i, j = 0, 1$
with $\varphi_0(R)$ the vibrational ground state of the harmonic trap.
- After pulse: projection onto logical subspace
 - There should be no population left in the auxiliary electronic states
 - The vibrational state after the pulse should again be $|\varphi_0(R)\rangle$ (up to a phase factor)

General concept! Having a logical subspace in a large Hilbert space of the physical system is quite common in implementations of quantum computation.

Optimal Control

Generally: we have some “knobs” that we can turn to influence the dynamics of a system, and we want find the optimal way to turn them to reach a desired outcome.

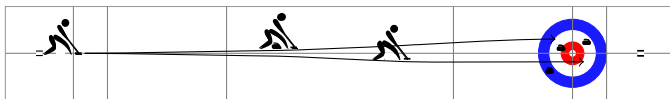
E.g. Curling:



- the goal: bring the stone as close as possible to the target at time T
- “**Static control**”: speed, direction, and spin of thrown rock
- “**Dynamic control**” (at every point in time): sweeping
 - where to sweep
 - how hard to sweep
- take into account **physical constraints**: boundaries of the playing field, sweeping speed and strength of players

Optimal Control

Generally: we have some “knobs” that we can turn to influence the dynamics of a system, and we want find the optimal way to turn them to reach a desired outcome.



In Quantum Mechanics:

- Drive a quantum state from an initial to a target state (or unitary transformation)
- System dynamics given by Hamiltonian
- Control: some parameter in the Hamiltonian; in our case: amplitude of laser pulse over time.
- Take into account constraints, e.g. finite pulse amplitude

⇒ iterative optimization algorithms

Optimizing the Laser Pulse

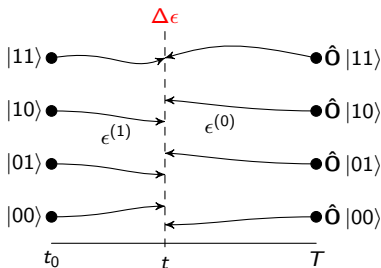
Target Functional

$$J = - \underbrace{\frac{1}{N} \Re \left[\text{tr} \left(\hat{\mathbf{O}}^\dagger \hat{\mathbf{U}} \right) \right]}_F + \int_0^T \frac{\alpha}{S(t)} \Delta \epsilon^2(t) dt; \quad \begin{aligned} \hat{\mathbf{O}} &= \text{CPHASE} \\ \hat{\mathbf{U}} &= e^{-i\hat{\mathbf{H}}(\epsilon(t))t} \end{aligned}$$

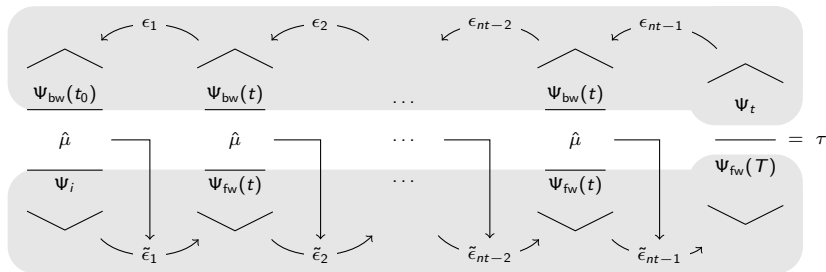
Krotov: pulse update $\Delta \epsilon$
minimizing J

$$\Delta \epsilon \sim \Im \langle \Psi_{bw} | \hat{\mu} | \Psi_{fw} \rangle$$

Palao, Kosloff,
PRA 68, 062308 (2003)



The Krotov Algorithm



- Propagate target state backward with guess pulse
- Calculate pulse update
- Propagate forward with updated pulse

Measures of Merit

Fidelity F and cost functional J are not very informative.

Control over the Motional Degree of Freedom

$$F_{00} = \left| \langle 00\varphi_0 | \hat{U}(T, 0; \epsilon^{opt}) | 00\varphi_0 \rangle \right|^2$$

Does $|00\rangle$ return to its initial **vibrational eigenstate**?

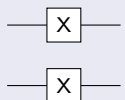
Gate Phases

$$\phi_{00} = \arg \left(\langle 00\varphi_0 | \hat{U}(T, 0; \epsilon^{opt}) | 00\varphi_0 \rangle \right)$$

What is the **phase change** relative to the initial state?

Cartan Decomposition

Local Two-Qubit Gate



$$\left(\begin{pmatrix} 0 & 1 \\ 1 & 0 \end{pmatrix} \otimes \mathbb{1} \right) \left(\mathbb{1} \otimes \begin{pmatrix} 0 & 1 \\ 1 & 0 \end{pmatrix} \right) = \begin{pmatrix} 0 & 0 & 0 & 1 \\ 0 & 0 & 1 & 0 \\ 0 & 1 & 0 & 0 \\ 1 & 0 & 0 & 0 \end{pmatrix}$$

Distinguish local two-qubit gate from non-local gate like CNOT, that cannot be decomposed this way! (*cf. product states vs entangled states*)

Cartan Decomposition

Zhang et al. PRA 67, 042313 (2003)

$$\hat{U} = \hat{k}_1 \hat{A} \hat{k}_2$$

\hat{k}_1, \hat{k}_2 : local operations; \hat{A} : purely non-local operation

- Only \hat{A} has entangling power
- Cartan decomposition defines equivalence class of two-qubit gates (“Locally equivalent”)

Measures of Merit

Fidelity F and cost functional J are not very informative.

Control over the Motional Degree of Freedom

$$F_{00} = \left| \langle 00\varphi_0 | \hat{U}(T, 0; \epsilon^{opt}) | 00\varphi_0 \rangle \right|^2$$

Does $|00\rangle$ return to its initial **vibrational eigenstate**?

Gate Phases

$$\phi_{00} = \arg \left(\langle 00\varphi_0 | \hat{U}(T, 0; \epsilon^{opt}) | 00\varphi_0 \rangle \right)$$

What is the **phase change** relative to the initial state?

True Two-Qubit Phase

Cartan Decomposition leads to $\chi = \phi_{00} - \phi_{01} - \phi_{10} + \phi_{11}$

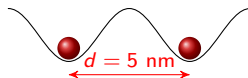
Concurrence (Entanglement) $C = \left| \sin \frac{\chi}{2} \right|$

Two Calcium Atoms at Short Internuclear Distance

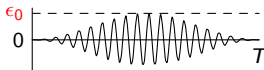
For which **gate durations** can we reach a high-fidelity CPHASE?

Parameters of the Optimization

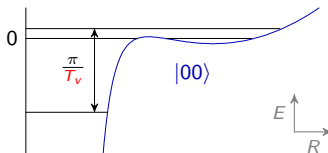
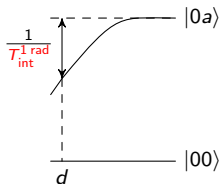
- Short internuclear distance
 \Rightarrow sufficient interaction



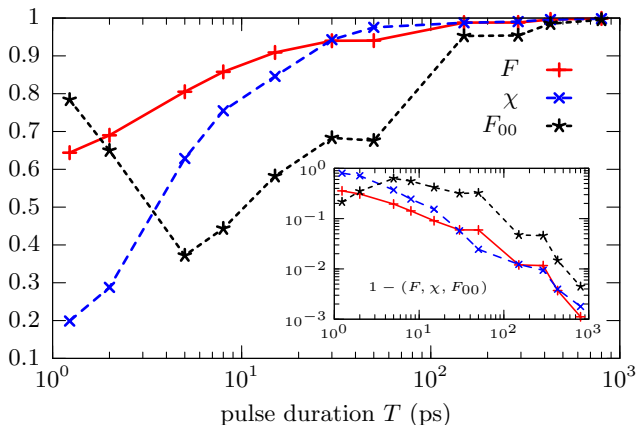
- Peak intensity ϵ_0
 to induce 1 Rabi cycle



- Pulse duration between $T_{\text{int}}^{\text{rad}} = 1.23 \text{ ps}$ and $T_v = 800 \text{ ps}$



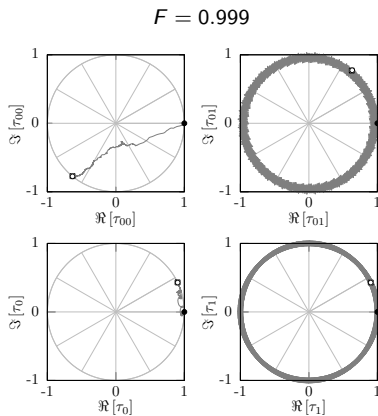
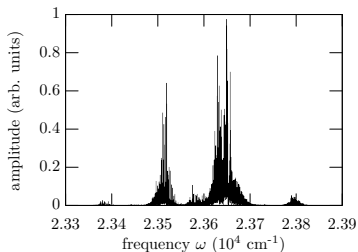
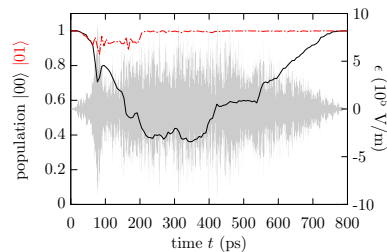
Optimization Success over Pulse Duration



⇒ For small T , vibrational purity is lost with increasing two-qubit phase

⇒ High two-qubit phase *and* high vibrational only for long pulse durations

System Dynamics for 800 ps Pulse



$$\tau_{00} = \langle 00\varphi_0 | \hat{U}(T, 0; \epsilon^{opt}) | 00\varphi_0 \rangle$$

The Reduced Optimization Scheme

	full	reduced
target	$ 00\rangle \rightarrow e^{i(\phi+\phi_T)} 00\rangle$ $ 01\rangle \rightarrow e^{i\phi_T} 01\rangle$ $ 10\rangle \rightarrow e^{i\phi_T} 10\rangle$ $ 11\rangle \rightarrow e^{i\phi_T} 11\rangle$	$ 00\rangle \rightarrow e^{i(\phi+\phi_T)} 00\rangle$ $ 0\rangle \rightarrow e^{i\phi_T/2} 0\rangle$
gate phases	ϕ_{00} $\phi_{10} = \phi_{01}$ ϕ_{11}	$= \phi_{00}$ $= \phi_0 + \phi_1$ $= 2\phi_1$
non-local phase	$\chi = \phi_{00} - \phi_{01} - \phi_{10} + \phi_{11}$	$\chi = \phi_{00} - 2\phi_0$

Two Atoms at Long Distance under Strong Dipole-Dipole Interaction

Can we avoid vibration with **very short pulses**, but **very strong interaction**?

Parameters of the Optimization

- Fixed short pulse duration

$$T = 1 \text{ ps}, T = 0.5 \text{ ps}$$

- Realistic lattice spacing

$$\text{with strong interaction} \sim -\frac{C_3}{R^3}$$

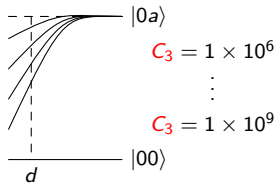
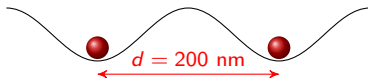
- Vary C_3 :

- $C_3 = 1 \times 10^6$

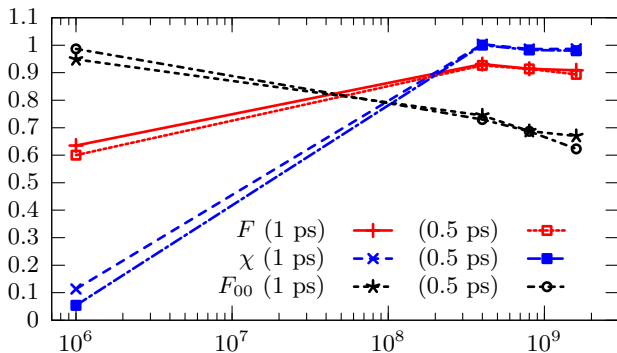
Action over 1 ps for Calcium at
 $d = 5 \text{ nm}$, scaled to $d = 200 \text{ nm}$

- Increase by three orders of magnitude

Action over 800 ps for Calcium at
 $d = 5 \text{ nm}$, scaled to $d = 200 \text{ nm}$



Optimization Success over Dipole Interaction Strength



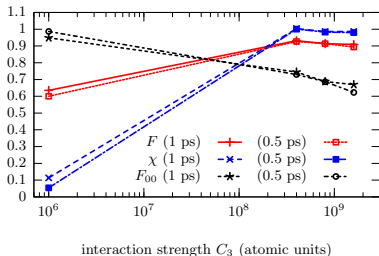
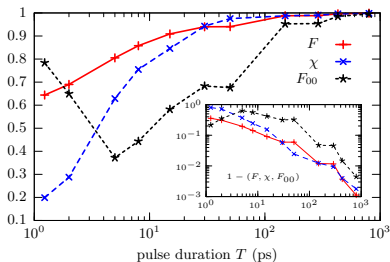
interaction strength C_3 (atomic units)

⇒ Increasing two-qubit-phase with increasing interaction strength

⇒ For small T , vibrational purity is lost with increasing two-qubit phase

Conclusions

Conclusions



- Long gate duration can reach arbitrarily high fidelities.
- For short gate durations, the two-qubit phase is at the expense of the vibrational purity.
- If $T < \text{QSL}$, not all measures of merit can be fulfilled.
- Time scale for a successful gate is determined by $\max(T_{int}, T_{vib})$.

Thanks!